

# Food Allergy Action Plan

Student's Name: \_\_\_\_\_ D.O.B: \_\_\_\_\_ Teacher: \_\_\_\_\_



ALLERGY TO: \_\_\_\_\_

Asthmatic Yes\*  No  \*Higher risk for severe reaction

## ◆ STEP 1: TREATMENT ◆

### Symptoms:

### Give Checked Medication\*\*:

\*\* (To be determined by physician authorizing treatment)

- If a food allergen has been ingested, but *no symptoms*:
- Mouth Itching, tingling, or swelling of lips, tongue, mouth
- Skin Hives, itchy rash, swelling of the face or extremities
- Gut Nausea, abdominal cramps, vomiting, diarrhea
- Throat† Tightening of throat, hoarseness, hacking cough
- Lung† Shortness of breath, repetitive coughing, wheezing
- Heart† Thready pulse, low blood pressure, fainting, pale, blueness
- Other† \_\_\_\_\_
- If reaction is progressing (several of the above areas affected), give

- |                                      |  |
|--------------------------------------|--|
| <input type="checkbox"/> Epinephrine | <input type="checkbox"/> Antihistamine |
| <input type="checkbox"/> Epinephrine | <input type="checkbox"/> Antihistamine |
| <input type="checkbox"/> Epinephrine | <input type="checkbox"/> Antihistamine |
| <input type="checkbox"/> Epinephrine | <input type="checkbox"/> Antihistamine |
| <input type="checkbox"/> Epinephrine | <input type="checkbox"/> Antihistamine |
| <input type="checkbox"/> Epinephrine | <input type="checkbox"/> Antihistamine |
| <input type="checkbox"/> Epinephrine | <input type="checkbox"/> Antihistamine |
| <input type="checkbox"/> Epinephrine | <input type="checkbox"/> Antihistamine |
| <input type="checkbox"/> Epinephrine | <input type="checkbox"/> Antihistamine |
| <input type="checkbox"/> Epinephrine | <input type="checkbox"/> Antihistamine |

The severity of symptoms can quickly change. †Potentially life-threatening.

### DOSAGE

**Epinephrine:** inject intramuscularly (circle one) EpiPen® EpiPen® Jr. Twinject™ 0.3 mg Twinject™ 0.15 mg (see reverse side for instructions)

**Antihistamine:** give \_\_\_\_\_ medication/dose/route

**Other:** give \_\_\_\_\_ medication/dose/route

**IMPORTANT: Asthma inhalers and/or antihistamines cannot be depended on to replace epinephrine in anaphylaxis.**

## ◆ STEP 2: EMERGENCY CALLS ◆

1. Call 911 (or Rescue Squad: \_\_\_\_\_) . State that an allergic reaction has been treated, and additional epinephrine may be needed.

2. Dr. \_\_\_\_\_ Phone Number: \_\_\_\_\_ at \_\_\_\_\_

3. Parents \_\_\_\_\_ Phone Number(s) \_\_\_\_\_

4. Emergency contacts:  
Name/Relationship Phone Number(s)

a. \_\_\_\_\_ 1.) \_\_\_\_\_ 2.) \_\_\_\_\_

b. \_\_\_\_\_ 1.) \_\_\_\_\_ 2.) \_\_\_\_\_

**EVEN IF PARENT/GUARDIAN CANNOT BE REACHED, DO NOT HESITATE TO MEDICATE OR TAKE CHILD TO MEDICAL FACILITY!**

Parent/Guardian Signature \_\_\_\_\_ Date \_\_\_\_\_

Doctor's Signature \_\_\_\_\_ Date \_\_\_\_\_  
(Required)

## TRAINED STAFF MEMBERS

1. \_\_\_\_\_

Room \_\_\_\_\_

2. \_\_\_\_\_

Room \_\_\_\_\_

3. \_\_\_\_\_

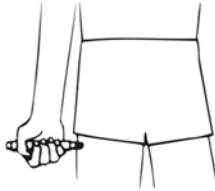
Room \_\_\_\_\_

### EpiPen® and EpiPen® Jr. Directions

- Pull off gray activation cap.



- Hold black tip near outer thigh (always apply to thigh).

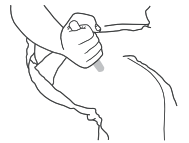


- Swing and jab firmly into outer thigh until Auto-Injector mechanism functions. Hold in place and count to 10. Remove the EpiPen® unit and massage the injection area for 10 seconds.

### Twinject™ 0.3 mg and Twinject™ 0.15 mg Directions



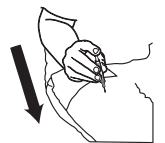
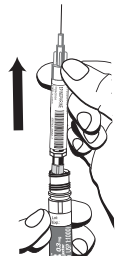
- Pull off green end cap, then red end cap.
- Put gray cap against outer thigh, press down firmly until needle penetrates. Hold for 10 seconds, then remove.



### SECOND DOSE ADMINISTRATION:

If symptoms don't improve after 10 minutes, administer second dose:

- Unscrew gray cap and pull syringe from barrel by holding blue collar at needle base.
- Slide yellow or orange collar off plunger.
- Put needle into thigh through skin, push plunger down all the way, and remove.



Once EpiPen® or Twinject™ is used, call the Rescue Squad. Take the used unit with you to the Emergency Room. Plan to stay for observation at the Emergency Room for at least 4 hours.

For children with multiple food allergies, consider providing separate Action Plans for different foods.



*\*\*Medication checklist adapted from the Authorization of Emergency Treatment form developed by the Mount Sinai School of Medicine. Used with permission.*